

**FINANCIAL STATEMENTS**  
**OF**  
**UDYOGINI- CONSOLIDATED**

**FINANCIAL YEAR 2020-21**

# UDYOGINI

## CONTENTS

BALANCE SHEET

INCOME & EXPENDITURE ACCOUNT

SCHEDULES TO THE ABOVE FINANCIAL STATEMENTS

RECEIPTS & PAYMENTS ACCOUNT INCLUDING ANNEXURES A & B

SIGNIFICANT POLICIES AND NOTES ON ACCOUNTS



**UDYOGINI**

Registered Address:- D-17, Basement, Saket, New Delhi- 110017

**CONSOLIDATED BALANCE SHEET AS AT 31-03-2021**

Amount (Rs.)

<u>PARTICULARS</u>	<u>Schedule</u>	<u>As at March31, 2021</u>	<u>As at March31, 2020</u>
<b>I. SOURCES OF FUNDS</b>			
<b>CAPITAL/ GENERAL FUND</b>			
Capital/ General Fund	1	3,10,44,787	2,82,95,177
Reserves And Surplus	2	-	-
<b>CURRENT LIABILITIES AND PROVISIONS</b>			
<b>Unutilized Project Grant</b>			
-NFC	3(i)	3,67,32,661	2,35,73,872
-FC	3(ii)	10,77,47,214	11,55,65,558
<b>LOANS AND BORROWINGS</b>			
Loans And Borrowings		-	-
<b>CURRENT LIABILITIES AND PROVISIONS</b>			
Current Liabilities And Provisions	4	1,57,24,857	2,05,59,506
<b>TOTAL</b>		<b>19,12,49,518</b>	<b>18,79,94,114</b>
<b>II. APPLICATION OF FUNDS</b>			
<b>FIXED ASSETS</b>			
Fixed Assets	5	1,95,51,364	2,07,01,144
<b>CURRENT ASSETS</b>			
Current Assets, Loans, Advances Etc.	6	17,16,98,154	16,72,92,970
<b>TOTAL</b>		<b>19,12,49,518</b>	<b>18,79,94,114</b>

As per our report of even date attached

For SSRA & CO.  
CHARTERED ACCOUNTANTS  
FIRN No. 014266N(Partner)  
**UDIN : 21550854AAABMX4264**  
PLACE : NEW DELHI  
DATE : 2 /11/2021FOR AND ON BEHALF OF  
UDYOGINI

Chair Person

CEO



**UDYOGINI**

Registered Address:- D-17, Basement, Saket, New Delhi- 110017

**CONSOLIDATED INCOME AND EXPENDITURE ACCOUNT FOR THE YEAR ENDED 31-03-2021**

**(Amount (Rs.))**

<b>PARTICULARS</b>	<b>Schedule</b>	<b>As at March31, 2021</b>	<b>As at March31, 2020</b>
<b><u>INCOME</u></b>			
Grants Recognized to the extent utilized	7	26,89,13,972	21,96,58,660
Donations	8	16,10,175	-
Income from Investments (Income on Investments from Earmarked Funds not transferred to Funds)		-	-
Interest Earned	9	36,30,206	22,10,483
Other Income	10	5,33,482	11,23,152
<b>TOTAL (A)</b>		<b>27,46,87,835</b>	<b>22,29,92,295</b>
<b><u>EXPENDITURE</u></b>			
Establishment Expenses	11	85,39,222	90,33,605
Other Administrative Expenses	12	50,07,021	54,61,066
Expenditure on Projects related activities	13	24,65,01,437	20,77,18,845
Interest		-	-
Depreciation	5	2,86,067	11,09,383
<b>TOTAL (B)</b>		<b>26,03,33,747</b>	<b>22,33,22,899</b>
<b>Balance being excess of Income over Expenditure (A-B)</b>		<b>1,43,54,088</b>	<b>(3,30,605)</b>
Transfer to Special Reserve		-	-
Transfer to General Reserve		-	-
<b>Balance Being Surplus Carried to Capital/ General Fund</b>		<b>1,43,54,088</b>	<b>(3,30,605)</b>

As per our report of even date attached

For SSRA & CO.  
CHARTERED ACCOUNTANTS  
FRN No.-014266N



( Partner )

PLACE : NEW DELHI  
DATE : 2 /11/2021

FOR AND ON BEHALF OF  
UDYOGINI

*Amitha Gwon*

Chair Person

*Amitha Gwon*

CEO



**UDYOGINI**  
**SCHEDULES FORMING PART OF CONSOLIDATED BALANCE SHEET AS AT 31-03-2021**

**SCHEDULE 1 - CAPITAL/GENERAL FUND:**

(Amount Rs.)

PARTICULARS	As at March31, 2021		As at March31, 2020	
<b>(A) Capital/ General Fund</b>				
Balance as at the beginning of the year		2,37,67,554		2,47,28,905
Add: Contributions towards Capital Fund	-		-	
Add: Balance of net income transferred from the Income and Expenditure Account	1,43,54,088		(3,30,605)	
Less: Written off non recoverable amount of Excess Expenditure on Restricted Project	(82,46,876)		-	
Less: Written off balances	(23,91,590)	37,15,622	(6,30,746)	(9,61,351)
<b>Total Capital/ General Fund (A)</b>		<b>2,74,83,177</b>		<b>2,37,67,554</b>
<b>(B) Asset Fund</b> <b>(Equal to Fixed Asset Purchased out of Project Fund)</b>				
Balance as at the beginning of the year	-	45,27,623		67,04,183
Add: Addition in fixed asset through Project Fund	1,83,777		4,22,082	
Less: Depreciation charged on assets purchased through Project	(11,49,790)	(9,66,013)	(25,98,642)	(21,76,560)
<b>Total Asset Fund(B)</b>		<b>35,61,610</b>		<b>45,27,623</b>
<b>BALANCE AS AT THE YEAR - END (A+B)</b>		<b>3,10,44,787</b>		<b>2,82,95,177</b>

**SCHEDULE 2 - RESERVES AND SURPLUS:**

(Amount Rs.)

PARTICULARS	As at March31, 2021		As at March31, 2020	
<b>1. Capital Reserve:</b>				
As per last Account	-		-	
Addition during the year	-		-	
Less: Deductions during the year	-	-	-	-
<b>2. General Reserve:</b>				
As per last Account	-		-	
Addition during the year	-		-	
Less: Deductions during the year	-	-	-	-
<b>TOTAL</b>		<b>-</b>		<b>-</b>



**UDYOGINI**  
**SCHEDULES FORMING PART OF CONSOLIDATED BALANCE SHEET AS AT 31-03-2021**


**SCHEDULE 3 - UNUTILIZED PROJECT GRANTS**

(i) Details of Unutilized Project Grant- NFC

(Amount Rs.)

PARTICULARS	As at March31, 2021	As at March31, 2020
a) Opening balance of the Project Grants	2,35,73,872	2,03,68,219
b) Additions to the Funds:		
i. Grants Received	11,70,10,454	14,40,01,947
ii. Income from Investments made on account of funds	-	-
iii. Written off Balances of excess expenditure on Restricted projects, transferred to capital fund	74,17,937	-
<b>Total (b)</b>	<b>12,44,28,391</b>	<b>14,40,01,947</b>
<b>TOTAL (a+b)</b>	<b>14,80,02,263</b>	<b>16,43,70,166</b>
c) Utilisation/Expenditure towards objectives of funds		
i. Capital Expenditure		
-Fixed Assets	1,04,984	1,95,472
-Others	-	-
ii. Revenue Expenditure		
- Project expenses	10,18,44,328	13,66,46,129
iii. Excess Unspent Amount booked as Income		
- Excess unspent amount of various projects booked as income	93,20,290	39,54,693
<b>TOTAL (c)</b>	<b>11,12,69,602</b>	<b>14,07,96,294</b>
(i) <b>NET BALANCE AS AT THE YEAR-END (a+b-c)</b>	<b>3,67,32,661</b>	<b>2,35,73,872</b>
 (ii) Details of Unutilized Project Grant- FC		
PARTICULARS	As at March31, 2020	As at March31, 2019
a) Opening balance of the Project Grants	11,55,65,558	2,64,10,291
b) Additions to the Funds:		
i. Grants Received	14,89,97,087	16,80,17,633
ii. Income from Investments made on account of funds	-	-
iii. Written off Balances of excess expenditure on Restricted projects, transferred to capital fund	8,28,939	-
<b>Total (b)</b>	<b>14,98,26,026</b>	<b>16,80,17,633</b>
<b>TOTAL (a+b)</b>	<b>26,53,91,584</b>	<b>19,44,27,924</b>
c) Utilisation/Expenditure towards objectives of funds		
i. Capital Expenditure		
-Fixed Assets	78,793	2,26,611
-Others	-	-
ii. Revenue Expenditure		
- Project expenses	14,44,73,332	7,06,50,633
iii. Excess Unspent Amount booked as Income		
- Excess unspent amount of various projects booked as income	1,30,92,245	79,85,122
<b>TOTAL (c)</b>	<b>15,76,44,370</b>	<b>7,88,62,366</b>
(ii) <b>NET BALANCE AS AT THE YEAR-END (a+b-c)</b>	<b>10,77,47,214</b>	<b>11,55,65,558</b>

*a*



*AB*

**UDYOGINI**  
**SCHEDULES FORMING PART OF BALANCE SHEET AS AT 31-03-2021**

**SCHEDULE 4 - CURRENT LIABILITIES AND PROVISIONS**

(Amount Rs.)

PARTICULARS	As at March31, 2021		As at March31, 2020	
<b>A. CURRENT LIABILITIES</b>				
1. Sundry Creditors				
a) For Services	-		-	
b) Others	-		-	-
2. Advances Received	-	-	-	-
3. Statutory Liabilities:				
<b>NFC</b>				
a) TDS	8,43,384	-	2,250	
b) PF	-		(1,296)	
c) GST & Service Tax payable	-	8,43,384	-	954
<b>FC</b>				
a) TDS	5,04,604	-	8,00,983	
b) PF	5,75,376		1,11,910	
c) GST & Service Tax payable	-	10,79,980	-	9,12,893
4. Other current Liabilities				
a) Expenses Payable				
NFC	56,63,940		1,60,24,121	
FC	81,37,553	1,38,01,493	36,21,538	1,96,45,659
<b>TOTAL (A)</b>		<b>1,57,24,857</b>		<b>2,05,59,506</b>
<b>B. PROVISIONS</b>				
1. For Taxation		-		-
2. Others : Establishment Expenses - Salary		-		-
: Other Expenses		-		-
<b>TOTAL (B)</b>		<b>-</b>		<b>-</b>
<b>TOTAL (A+B)</b>		<b>1,57,24,857</b>		<b>2,05,59,506</b>



*Handwritten signature*

SCHEDULE 5 - FIXED ASSETS

UDYOGINI  
SCHEDULES FORMING PART OF CONSOLIDATED BALANCE SHEET AS AT 31-03-2021

(Amount Rs.)

Particulars	Rate of Dep.	Cost as at beginning of the year	GROSS BLOCK			As at the beginning of the year	DEPRECIATION		On deductions during the year	Total up to the year-end	NET BLOCK	
			Additions during the year	Deductions during the year	Cost at the year-end		Transferred through I&E Account	Transferred through Capital			As at the Current year-end	As at the Previous year-end
<b>Purchased Through Project Fund-NFC</b>												
Camera	15%	66,000	-	-	66,000	29,700	-	5,445	-	35,145	30,855	36,300
Cooler	15%	16,200	-	-	16,200	7,290	-	1,337	-	8,627	7,574	8,910
Fan	15%	14,475	-	-	14,475	6,514	-	1,194	-	7,708	6,767	7,961
Furniture & Fixtures	10%	1,80,966	63,384	-	2,44,350	38,960	-	14,201	-	53,160	1,91,190	1,42,006
Generator	15%	13,500	-	-	13,500	6,075	-	1,114	-	7,189	6,311	7,425
Inverter	15%	61,000	-	-	61,000	27,450	-	5,033	-	32,483	28,518	33,550
Laptop	10%	73,623	-	-	73,623	22,087	-	5,154	-	27,241	46,382	51,536
Office Equipment	15%	2,11,571	41,600	-	2,53,171	98,415	-	16,973	-	1,15,388	1,37,783	1,13,156
Telephone	15%	6,800	-	-	6,800	3,060	-	561	-	3,621	3,479	3,740
Computer & Printer	40%	3,69,665	-	-	3,69,665	2,95,732	-	29,573	-	3,25,305	44,360	73,933
Vehicles	40%	3,23,827	-	-	3,23,827	2,25,869	-	14,694	-	2,40,563	83,264	97,958
<b>Sub Total (A)</b>		<b>13,37,627</b>	<b>1,04,984</b>	<b>-</b>	<b>14,42,611</b>	<b>7,61,152</b>	<b>-</b>	<b>95,277</b>	<b>-</b>	<b>8,56,429</b>	<b>5,86,182</b>	<b>5,76,475</b>
<b>Purchased Through Own Fund-NFC</b>												
Digital Camera	15%	4,624	-	-	4,624	2,463	-	324	-	2,787	1,837	2,161
Air Conditioner	15%	7,39,684	-	-	7,39,684	1,83,113	-	83,486	-	2,66,598	4,73,086	5,56,572
Computer & Printer	15%	1,64,884	1,02,300	-	2,67,184	55,106	-	16,467	-	71,573	1,95,611	1,09,778
Furniture & Fixtures	10%	2,03,394	-	-	2,03,394	28,775	-	17,462	-	46,237	1,57,157	1,74,619
Office Equipment	15%	2,47,468	-	-	2,47,468	18,560	-	37,120	-	55,680	1,91,788	2,28,908
Sewing Machines	15%	45,312	-	-	45,312	24,129	-	3,177	-	27,307	18,005	21,183
Land & Building	5%	62,14,503	-	-	62,14,503	3,10,725	-	-	-	3,10,725	59,03,778	59,03,778
Property at Saket	5%	91,92,032	-	-	91,92,032	4,59,602	-	-	-	4,59,602	87,32,430	87,32,430
Tata Photon	15%	1,697	-	-	1,697	905	-	119	-	1,024	673	792
<b>Sub Total (B)</b>		<b>1,68,13,598</b>	<b>1,02,300</b>	<b>-</b>	<b>1,69,15,898</b>	<b>10,83,378</b>	<b>-</b>	<b>1,58,155</b>	<b>-</b>	<b>12,41,533</b>	<b>1,56,74,365</b>	<b>1,57,30,220</b>
<b>Purchased Through Project Fund-FC</b>												
Air Conditioner	15%	75,100	-	-	75,100	11,265	-	-	-	22,530	52,570	63,835
Air Conditioner	15%	95,778	-	-	95,778	14,367	-	-	-	28,733	67,045	81,411
Camera	15%	1,38,570	-	-	1,38,570	20,786	-	-	-	41,571	96,999	1,17,785
Computer & Printer	40%	4,47,656	68,793	-	5,16,449	1,79,062	-	2,06,580	-	3,85,642	1,30,807	2,68,594
Data Card / Modem	15%	13,318	-	-	13,318	1,998	-	1,998	-	3,995	20,097	11,320
Fan	15%	28,710	-	-	28,710	4,307	-	4,307	-	8,613	3,990	24,404
Fax machine	10%	5,700	-	-	5,700	855	-	855	-	1,710	4,404	4,845
Fridge	10%	55,050	-	-	55,050	5,505	-	-	-	11,010	44,040	49,545
Furniture & Fixtures	10%	4,77,398	10,000	-	4,87,398	47,740	-	-	-	96,480	3,90,918	4,29,658
Inverter	15%	1,10,575	-	-	1,10,575	16,586	-	-	-	33,173	77,403	93,989
Inverter (purchased in fy. 14-15)	15%	12,467	-	-	12,467	1,870	-	-	-	3,740	8,727	10,597





Laptop	15%	5,77,483	-	-	5,77,483	86,622	-	86,622	-	1,73,245	4,04,238	4,90,861
Machinery	15%	14,600	-	-	14,600	2,190	-	2,190	-	4,380	10,220	12,410
Mobile	15%	82,500	-	-	82,500	12,375	-	12,375	-	24,750	57,750	70,125
Office Equipment	15%	1,03,637	-	-	1,03,637	15,546	-	15,546	-	31,091	72,546	88,091
Projector	15%	1,06,646	-	-	1,06,646	15,997	-	15,997	-	31,994	74,652	90,649
Telephone	15%	2,900	-	-	2,900	435	-	435	-	870	2,030	2,465
Television	15%	1,25,000	-	-	1,25,000	18,750	-	18,750	-	37,500	87,500	1,06,250
UPS	15%	23,400	-	-	23,400	3,510	-	3,510	-	7,020	16,380	19,890
Vehicles	15%	31,90,722	-	-	31,90,722	14,35,825	-	4,78,608	-	19,14,433	12,76,289	17,54,897
Software	40%	1,85,900	-	-	1,85,900	74,360	-	74,360	-	1,48,720	37,180	1,11,540
Water Purifire / Filter	15%	44,950	-	-	44,950	6,743	-	6,743	-	13,485	31,465	38,208
Computer & Printer	40%	16,300	-	-	16,300	6,520	-	6,520	-	13,040	3,260	9,780
<b>Sub Total (C)</b>		<b>59,34,360</b>	<b>78,793</b>	-	<b>60,13,153</b>	<b>19,83,212</b>	-	<b>10,54,513</b>	-	<b>30,37,725</b>	<b>29,75,428</b>	<b>39,51,148</b>
<b>Purchased Through Own Fund-FC</b>												
Computer & Printer	40%	3,79,134	-	-	3,79,134	1,51,654	-	90,992	-	2,42,646	1,36,488	2,27,480
Furniture & Fixtures	10%	1,82,994	-	-	1,82,994	18,299	-	16,469	-	34,769	1,48,225	1,64,695
Software	40%	85,210	-	-	85,210	34,084	-	20,450	-	54,534	30,676	51,126
<b>Sub Total (D)</b>		<b>6,47,338</b>	-	-	<b>6,47,338</b>	<b>2,04,037</b>	-	<b>1,27,912</b>	-	<b>3,31,949</b>	<b>3,15,389</b>	<b>4,43,301</b>
<b>TOTAL FIXED ASSET (A+B+C+D)</b>		<b>2,47,32,923</b>	<b>2,86,077</b>	-	<b>2,50,19,000</b>	<b>40,31,779</b>	-	<b>2,86,067</b>	-	<b>54,67,636</b>	<b>1,95,51,364</b>	<b>2,07,01,144</b>



*Handwritten signature in blue ink.*



*Handwritten signature in blue ink.*

**UDYOGINI**  
SCHEDULES FORMING PART OF CONSOLIDATED BALANCE SHEET AS AT 31-03-2021

**SCHEDULE 6- CURRENT ASSETS, LOANS, ADVANCES ETC.**


(Amount Rs.)

PARTICULARS	As at March31, 2021		As at March31, 2020	
<b>A. CURRENT ASSETS:</b>				
1. Sundry Debtors				
a) Debts Outstanding for a period exceeding six months	-		-	
b) Others	-		-	
2. Cash balances in hand (including cheques/drafts and imprest)				
NFC	9,972		7,865	
FC	2,769	12,741	3,590	11,455
3. Bank Balances:				
a) With Banks: NFC				
-On Current Accounts	-		-	
-On Deposit Accounts (includes margin money)	64,28,410		60,82,036	
-On Saving Accounts	3,39,53,968	4,03,82,378	3,14,05,750	3,74,87,786
b) With Banks: 35AC				
-On Current Accounts	-		-	
-On Deposit Accounts (includes margin money)	-		-	
-On Saving Accounts	2,81,021	2,81,021	2,72,354	2,72,354
c) With Banks: FC				
-On Current Accounts	-		-	
-On Deposit Accounts (includes margin money)	-		-	
-On Saving Accounts	12,18,90,839	12,18,90,839	2,81,51,700	2,81,51,700
<b>TOTAL(A)</b>		<b>16,25,66,979</b>		<b>6,59,23,295</b>
<b>B. LOANS, ADVANCES AND OTHER ASSETS</b>				
1. Loans and Advances				
a) Advances to Staff-NFC				
Ram babu Gurjar			20,000	
Jharkhand Skill Development Mission Society	5,000		5,000	
Basudev Tudu	12,664		-	
Advances to Staff-FC				
Advances to staff	-	17,664	-	25,000
2. Advances and amounts recoverable in cash or in kind or for value to be received				
a) On Capital Account	-		-	
b) Projects-NFC				
Project Advances	-		-	
Projects-FC	-		-	
c) Advances Others-NFC				
- Advances to parties	13,94,976		4,90,056	
- Advance Rent	7,000		7,000	
- UJAS Mahila Bahuddeshiya Sahkari Samiti, Maryadit	-		22,79,741	
- EDU Bridge Learning Private Limited	49,75,822		-	
Advances Others-FC				
- Edubridge Learning Private Limited	-		9,32,98,077	
- Advances to parties	1,84,596		5,67,828	
d) Security deposit -NFC				
- Income Tax Security Deposit	2,60,000		2,60,000	
- Security Deposit Rent - Rajasthan	20,000		20,000	
- Security Deposit Rent - Jabalpur	8,500		8,500	
- Security Deposit Rent - CG	8,000		-	
- Security Deposit BSES Rajdhani	22,500		22,500	
- Security Deposit Others	39,328		31,828	
Security deposit -FC				
- Income Tax Security Deposit				
- Security Deposit Rent	35,250		35,250	
- Security Deposit Telephone	3,750		3,750	
- Security Deposit Raipur	26,500		26,500	
- Security Deposit Others	2,500		2,500	
3. TDS recoverable				
NFC	21,24,789		40,61,036	
FC	-	21,24,789	2,30,108	42,91,144
<b>TOTAL(B)</b>		<b>91,31,175</b>		<b>10,13,69,674</b>
<b>TOTAL (A+B)</b>		<b>17,16,98,154</b>		<b>16,72,92,970</b>

*Handwritten signature*



*Handwritten signature*



UDYOGINI

SCHEDULES FORMING PART OF INCOME & EXPENDITURE FOR THE PERIOD/YEAR ENDED 31-03-2021

SCHEDULE 7 - GRANTS

(Amount Rs.)

PARTICULARS	As at March31, 2021	As at March31, 2020
Details of Grant - NFC Grants Recognised as income to the extent utilized	11,12,69,602	14,07,96,294
Details of Grant - FC Grants Recognised as income to the extent utilized	15,76,44,370	7,88,62,366
<b>TOTAL</b>	<b>26,89,13,972</b>	<b>21,96,58,660</b>



UDYOGINI

SCHEDULES FORMING PART OF INCOME & EXPENDITURE FOR THE PERIOD/YEAR ENDED 31-03-2021

SCHEDULE 8 - DONATIONS

(Amount Rs.)

PARTICULARS	As at March31, 2021	As at March31, 2020
Details of Donations - NFC - Donation Received	16,10,125	-
Details of Donations - FC - Donation Received	50	-
<b>TOTAL</b>	<b>16,10,175</b>	<b>-</b>



*a*



**UDYOGINI**

SCHEDULE FORMING PART OF INCOME & EXPENDITURE FOR THE PERIOD YEAR ENDED 31-03-2021

**SCHEDULE 9 - INTEREST EARNED**

(Amount Rs.)

PARTICULARS	As at March31, 2021	As at March31, 2020
<b>Details of Interest Earned-NFC</b>		
1 <b>On Term Deposits</b>		
a) With Scheduled Banks	3,74,466	3,94,523
b) With Non-Scheduled Banks	-	-
2 <b>On Savings Accounts:</b>		
a) With Scheduled Banks	10,05,458	8,23,164
b) With Non-Scheduled Banks	-	-
3 Interest on Income Tax Refund	1,05,122	19,334
<b>Details of Interest Earned-35 AC</b>		
1 <b>On Term Deposits</b>		
a) With Scheduled Banks	-	-
b) With Non-Scheduled Banks	-	-
2 <b>On Savings Accounts:</b>		
a) With Scheduled Banks	8,667	9,477
b) With Non-Scheduled Banks	-	-
<b>Details of Interest Earned-FC</b>		
1 <b>On Term Deposits</b>		
a) With Scheduled Banks	-	-
b) With Non-Scheduled Banks	-	-
2 <b>On Savings Accounts:</b>		
a) With Scheduled Banks	21,36,493	9,63,985
b) With Non-Scheduled Banks	-	-
3 Interest on Income Tax Refund	-	-
<b>TOTAL</b>	<b>36,30,206</b>	<b>22,10,483</b>



**UDYOGINI**

SCHEDULE FORMING PART OF INCOME & EXPENDITURE FOR THE PERIOD YEAR ENDED 31-03-2021

**SCHEDULE 10 - OTHER INCOME**

(Amount Rs.)

PARTICULARS	As at March31, 2021	As at March31, 2020
<b>Details of Other Income-NFC</b>		
1 Profit on Sale/disposal of Assets		
a) Owned Assets	-	-
b) Assets acquired out of grants, or received free of cost	-	24,356
2 Membership Fees	2,500	2,500
3 Miscellaneous Income	1,98,441	7,64,045
<b>Details of Other Income-FC</b>		
1 Profit on Sale/disposal of Assets		
a) Owned Assets	-	-
b) Assets acquired out of grants, or received free of cost	-	-
2 Membership Fees	-	-
3 Miscellaneous Income	14,000	3,32,251
4 Misc. Balances Written Off	3,18,541	-
<b>TOTAL</b>	<b>5,33,482</b>	<b>11,23,152</b>

**SCHEDULE 11 - ESTABLISHMENT EXPENSES**

(Amount Rs.)

PARTICULARS	As at March31, 2021	As at March31, 2020
<b>Details of Establishment Expenses-NFC</b>		
Salaries and Wages	44,08,735	53,95,524
Allowances and Bonus	-	-
Staff Welfare Expenses	2,32,025	41,765
<b>Details of Establishment Expenses-FC</b>		
Salaries and Wages	38,30,862	35,86,413
Allowances and Bonus	61,600	-
Staff Welfare Expenses	6,000	9,903
<b>TOTAL</b>	<b>85,39,222</b>	<b>90,33,605</b>



**UDYOGINI**

SCHEDULE FORMING PART OF INCOME & EXPENDITURE FOR THE PERIOD YEAR ENDED 31-03-2021

**SCHEDULE 12 - OTHER ADMINISTRATIVE EXPENSES**

(Amount Rs.)

PARTICULARS	As at March31, 2021	As at March31, 2020
<b>Details of Administrative Exp. -NFC</b>		
APP Development Charges	-	29,102
Advertisement Expenses	3,210	-
Bank Charges	2,729	56,527
Computers & Printers	4,722	930
Consultancy Expenses	8,18,048	-
Departmental Expenses	7,15,712	-
Honorarium Resourecs Person	17,700	15,000
Insurance	-	13,736
Legal & Professional Charges	-	-
Local Conveyance	40,933	69,807
Membership Expenses	1,11,600	-
Office Consumables	7,561	74,175
Office Expenses	5,06,573	6,63,424
Office Maintenance	67,370	87,259
Office Repairing & Maintenance	96,870	1,57,421
PF Admin Charges	-	9,692
Payment to Auditors	2,95,000	-
Postage & Couriers Charges	43,976	20,183
Printing & Stationery	1,42,027	28,121
Professional Charges	6,95,875	4,73,890
Rent for Office	25,000	18,750
Software Expenses	25,488	-
Telephone & Internet Exp	5,317	19,670
Traveling Expenses	3,14,501	6,19,895
Vehicle Repairing	24,069	12,550
Water & electricity	7,943	30,702
Workshop & Training Exp	11,800	9,45,189
Lodging and Boarding	24,640	98,870
<b>Details of Administrative Exp. -FC</b>		
Bank Charges	730	7,757
General Exp.	16,644	1,09,225
Common Project Expenses	4,38,400	8,94,440
Local Conveyance	2,324	8,447
Office Consumables	16,604	17,851
Office Expenses	1,28,304	1,45,117
Office Maintenance	18,650	7,840
Office Rent	-	50,000
PF Admin Charge	87,650	27,106
Postage & Courier Charges	8,927	11,443
Printing & Stationery Exp.	25,135	21,111
Professional Charges	1,35,449	5,28,620
Telephone, Fax & Internet Exp.	-	4,191
Travel	1,09,874	59,301
Water & Electricity	-	33,326
Website Rencwal Exp	-	11,800
Vehicle Insurance	9,666	13,054
Computer Repair and Maintenance	-	65,544
<b>TOTAL</b>	<b>50,07,021</b>	<b>54,61,066</b>



**UDYOGINI**

SCHEDULE FORMING PART OF INCOME & EXPENDITURE FOR THE PERIOD YEAR ENDED 31-03-2021

**SCHEDULE 13 - EXPENDITURE ON PROJECTS RELATED ACTIVITIES**

(Amount Rs.)

PARTICULARS	As at March31, 2021	As at March31, 2020
<b>a) Project Activities Expenses as per Donor- NFC</b>		
ACC Ltd Project	22,41,316	17,27,925
ABF Project	47,47,128	3,26,08,572
Aditya Birla Project	73,70,201	13,33,152
Bajaj Allianze Project	37,79,089	65,65,528
BRLF Project	-	9,78,090
Capgemini Technologies Services India Limited Project	3,26,13,777	3,48,22,940
CFT Project	-	3,97,053
EXL Project	-	27,95,012
HDFC Project	62,38,903	88,49,751
HDFC CG Project	1,46,49,035	36,14,851
HDFC KHANDER Project	70,000	-
HDFC RAJAASTHAN Project	96,13,710	-
Himmothan Society Project	6,83,616	8,26,497
Lenovo project	-	2,12,10,535
MahaNagar Gas Project	-	14,19,753
MWRF Project	17,350	-
NABARD Project	-	7,34,500
ONGC Project	-	13,76,375
Reliance Nippon Project	1,11,66,162	1,01,89,640
SIDBI Project	-	20,77,963
SFRUTI Project	50,39,179	-
TECH Mahindra-II Project	-	46,93,957
Transunion Project	24,87,734	6,19,507
TMF Project	1,27,360	-
UNDP Project	5,65,846	-
UNDP SAMRTHAN Project	5,38,906	-
<b>Project Activities Expenses as per Donor-FC</b>		
CAF Oracle	53,43,475	48,09,543
CITI Bank	3,74,76,406	1,86,80,120
HSBC	69,08,809	1,40,86,264
MWRF Misereor	8,57,156	-
Misereor-1062 JHK	64,41,130	74,49,863
Misereor 1638	-	1,25,55,698
Misereor 1737 CG	68,21,939	8,14,702
Misereor 1737 MP	-	16,625
Freedom Fund	-	1,78,572
KNH	18,13,391	5,99,042
SCB Bank	5,84,36,268	49,17,830
KNCF Project	29,14,336	-
Swadesh Foundation	-	51,210
Silicon Valley	32,87,675	-
JP Morgan	1,42,51,540	67,17,775
<b>b) Subsidies given to Institutions/Organisations</b>	-	-
<b>TOTAL</b>	<b>24,65,01,437</b>	<b>20,77,18,845</b>





**UDYOGINI**  
Registered Address:- D-17, Basement, Saket, New Delhi- 110017

**CONSOLIDATED RECEIPTS AND PAYMENT ACCOUNT FOR THE YEAR ENDING 31.03.2021**


RECEIPTS	As at March31, 2021	As at March31, 2020	PAYMENTS	As at March31, 2021	As at March31, 2020
<b>I. Opening Balance-NFC</b>			<b>I. Expenses -NFC</b>		
(a) Cash in Hand	7,865	21,506	(a) Establishment Expenses	46,40,760	54,37,289
(b) Bank Balances	-	-	(b) Administrative Expenses	40,08,664	31,44,893
(I) In Current Accounts	-	-	<b>EC</b>		
(ii) In Deposit Accounts	-	-	(a) Establishment Expenses	38,98,462	35,96,316
(iii) In Savings Accounts	3,14,05,750	3,36,43,463	(b) Administrative Expenses	9,98,357	20,16,173
<b>FC</b>			<b>II. Payments made against funds -NFC</b>		
(a) Cash in Hand	3,590	23,717	Expenditure on Grants Projects	10,18,44,328	13,68,41,601
(b) Bank Balances	-	-	<b>EC</b>		
(I) In Current Accounts	-	-	Expenditure on Grants Projects	5,11,75,255	7,08,77,244
(ii) In Deposit Accounts	-	-	<b>III. Investments and deposits made</b>		
(iii) In Savings Accounts	2,81,51,700	51,84,705	<b>NFC</b>		
<b>35AC</b>			(a) Out of Earmarked/ Endowment Funds	-	-
(a) Cash in Hand	-	-	(b) Out of Own Funds	-	1,00,000
(b) Bank Balances	-	-	<b>FC</b>		
(I) In Current Accounts	-	-	(a) Out of Earmarked/ Endowment Funds	-	-
(ii) In Deposit Accounts	-	-	(b) Out of Own Funds	-	-
(iii) In Savings Accounts	2,72,354	2,62,877	<b>IV. Expenditure on Fixed Assets &amp; CWIP</b>		
<b>II. Grants Received</b>			<b>NFC</b>		
<b>NFC</b>			(a) Purchase of Fixed Assets	2,07,284	4,34,488
(a) From Government of India	-	-	(b) Expenditure on Capital Work in Progress	-	-
(b) From Other Sources (details)	11,68,67,834	12,89,62,300	<b>FC</b>		
<b>FC</b>			(a) Purchase of Fixed Assets through own funds	78,793	6,47,338
(a) From Government of India	-	-	(b) Expenditure on Capital Work in Progress	-	-
(b) From Other Sources (details)	14,89,97,087	16,80,17,633	<b>V. Other Payments (Specify)</b>		
<b>III. Interest Received</b>			<b>NFC</b>		
<b>NFC</b>			Payment to Creditors and Taxes	95,71,951	-
(a) On Bank Accounts	10,05,458	8,23,164	Security Deposit	15,500	1,50,000
(b) On Income Tax Refund	1,05,122	19,334	Advances and Branch Payments	-	1,43,664
<b>FC</b>			Advances to Staff	38,000	-
(a) On Bank Accounts	21,36,493	9,63,985	Advances to vendors	58,80,742	-
(b) Loans, Advances etc.	-	-	<b>FC</b>		
<b>35AC</b>			Advances To Parties	-	7,46,56,218
(a) On Bank Deposits	8,667	9,477	<b>VI. Closing Balances</b>		
<b>IV Other Income (Specify)</b>			<b>NFC</b>		
<b>NFC</b>			(a) Cash in Hand	9,972	7,865
Membership Fees	2,500	2,500	(b) Bank Balance	-	-
Other Income	120	2,97,149	(I) In Current Account	-	-
Donations	16,10,125	-	(ii) In Deposit Account	-	-
<b>FC</b>			(iii) In Savings Account	3,39,53,968	3,14,05,750
Membership Fees	-	-	<b>EC</b>		
Donations	50	-	(a) Cash in Hand	2,769	3,590
<b>V. Any other receipts (give details)</b>			(b) Bank Balance	-	-
<b>VI. Other Income (Specify)</b>			(I) In Current Account	-	-
<b>NFC</b>			(ii) In Deposit Account	-	-
TDS Refund	23,37,068	97,516	(iii) In Savings Account	12,18,90,839	2,81,51,700
Received from Debtors and loans and advances	1,39,188	12,09,941	<b>35AC</b>		
Security Deposit Received	-	21,000	(a) Cash in Hand	-	-
Decrease in working capital	-	1,24,92,768	(b) Bank Balances	-	-
Recovery of Advances to staff	46,819	-	(i) In Current Accounts	-	-
<b>FC</b>			(ii) In Savings Accounts	2,81,021	2,72,354
Advances and Branch Receipt	-	16,82,687			
Increase in Working Capital	53,98,875	41,50,762			
<b>Total</b>	<b>33,84,96,665</b>	<b>35,78,86,483</b>	<b>Total</b>	<b>33,84,96,665</b>	<b>35,78,86,483</b>

As per our report of even date attached  
For SSRA & CO.  
CHARTERED ACCOUNTANTS

(Partner)  
PLACE : NEW DELHI  
DATE : 2 / 11 / 2021

FOR AND ON BEHALF OF  
UDYOGINI

ChairPerson



CEO